

CD and DVD ADHESIVE LABEL SPECIFICATIONS

TCAU Specification

TSA 007

Issue: 1

July 2010

Page 1 of 2

For Automated On-Line Application

General Description:

Adhesive labels can be applied to the specified package for identification, warning or product information purposes.

Standard Shapes:

Simple geometric shapes, like those shown in Fig. 1, can be automatically applied from dispenser rolls. Some custom-shaped labels or labels supplied on flat sheets require manual application and additional charges apply for these.

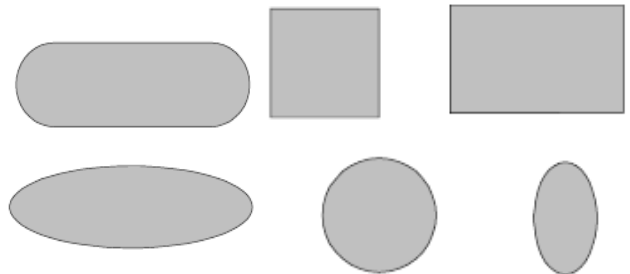


Fig. 1

Individual Label Size Specifications:

Width: min. 15mm x max. 80mm
 Height: min. 15mm x max. 80mm

Adhesive Label Roll Size:

Maximum Overall Diameter: 300mm
 Internal Core Diameter: 42mm
 (Ref Fig. 2)

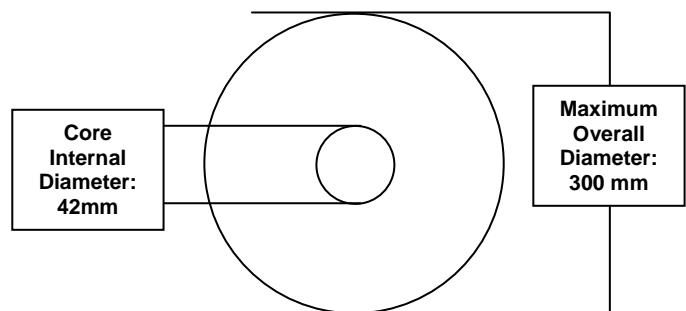


Fig. 2

Note: Drawings Not To Scale

CD and DVD ADHESIVE LABEL SPECIFICATIONS

TCAU Specification

TSA 007

Issue: 1

July 2010

Page 2 of 2

Positioning & Orientation of Labels:

- All labels should be evenly spaced 3.0mm or more apart on the roll
- Labels should be die-cut with backing uncut (non-perforated) and all waste removed
- Backing width should not vary more than 0.08mm from roll to roll
- Labels must be centred on backing, with no more than 0.08mm variation from either edge
- Labels should be wound counter-clockwise with reading direction as per Fig. 3

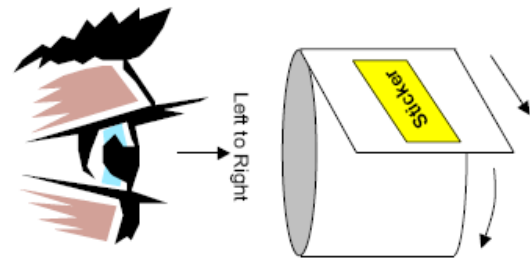


Fig. 3

- The gap between any 2 labels applied to the product must be at least 5mm as shown in Fig. 4
- There must be at least 3mm gap between any label and product edge

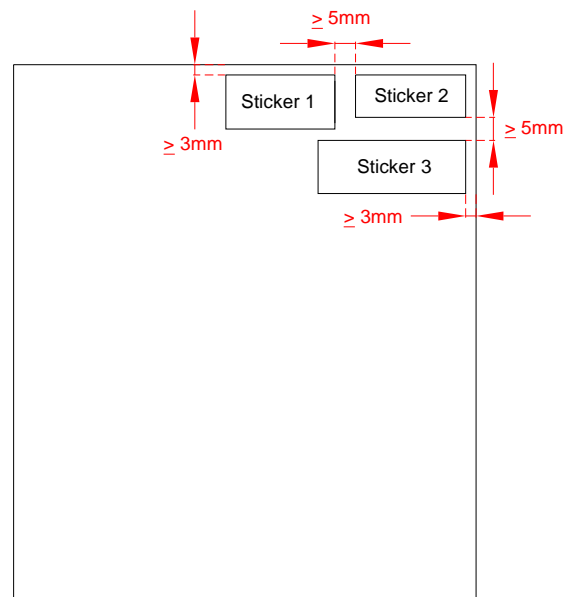


Fig. 4

Notes

- Part number must appear on final product
- Please ensure at least 10% and not less than 100 overs are supplied to allow for machine setup
- Please allow 1 mt starter strip to reduce waste

If you require further clarification, please contact our Sales or Customer Service Department

Note: Drawings Not To Scale